



Aufbau- oder Hängeleuchte aus Aluminium
 Oberfläche in weiß oder schwarz pulverbeschichtet
 Zurückversetzte Linsen mit verschiedenen Ausstrahlwinkeln
 Lichtaustrittsfläche 10mm
 Perfekte Entblendung und erhöhter Sehkomfort

Surface spotlight or pendant in aluminium
 Black or white powder-coated surface
 Recessed lens with different beam angles
 Light emission area with only 10mm
 Perfect anti-glare and increased visual comfort

Faretto da soffitto o sospensione in alluminio
 Verniciatura a polvere in bianco o nero
 Lente retrocessa con diversi fasci luminosi
 Area di emissione luce di soli 10mm
 Controllo anti-abbagliamento e superiore comfort visivo

Spot au plafond ou suspension en aluminium
 Finition laquée blanc ou noir
 Lentille en retrait avec plusieurs faisceaux
 Zone d'émission de lumière de seulement 10mm
 Contrôle parfait de l'éblouissement et confort visuel accru

DALI dimm auf Anfrage / DALI dimm on request

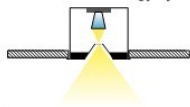
UGR <16

W2 = LED 2700K
 W3 = LED 3000K

A++ - A

IP20

LFO Lens-Technology by Bartenbach



188

CONO PD / SD

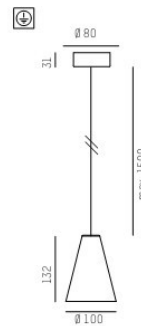
Design: MARCH GUT

CONO PD

220-240V AC/DC · CRI >90 · Binning SDCM 3

SYS 6W

| | | |
|------------------|--|-------|
| 664-001000123XX0 | | 230lm |
| 664-001000129XX0 | | 250lm |
| 664-001000323XX0 | | 270lm |
| 664-001000329XX0 | | 280lm |

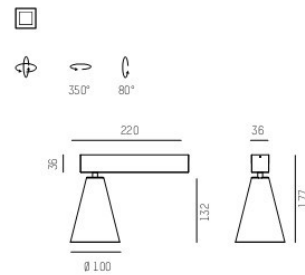


CONO SD

220-240V AC/DC · CRI >90 · Binning SDCM 3

SYS 11W

| | | |
|------------------|--|-------|
| 664-002000123XX0 | | 390lm |
| 664-002000129XX0 | | 420lm |
| 664-002000323XX0 | | 450lm |
| 664-002000329XX0 | | 490lm |



ARTIKELNUMMER ERGÄNZEN / COMPLETE CODE

XX = FARBE / COLOUR

W white = 55
 S black = 66

