



394

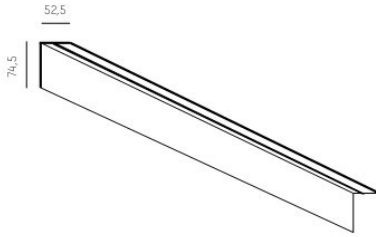
THE LINE SYSTEM



ZURÜCK ZUR ÜBERSICHT / BACK TO OVERVIEW

Project: ELEMENTS Gusswerk | Salzburg | Austria

THE LINE LED PROFILE

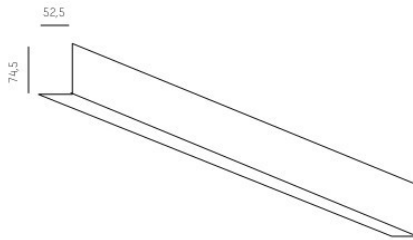


PROFIL SYSTEM / PROFILE SYSTEM

Abdeckung, Lichteinsätze und Zubehör separat ordern
order covers, light inserts and components separately

- 536-22008 L: 5500mm
- 536-22018 L: per Laufmeter / per running meter

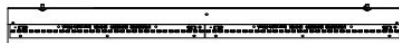
COVERS



PMMA ABDECKUNG / PMMA COVER

- 536-23000 L: 5500mm
- 536-23010 L: per Laufmeter / per running meter

LIGHT INSERTS



LED LICHTEINSÄTZE / LED LIGHT INSERTS

Durchgangsverdrahtet 1,5mm², steckfertig, inkl. Verbindungsleitungen
Feed through wired 1,5mm², ready to plug in, incl. connector cable

Achtung: Lumenwerte inkl. Abdeckung / Attention: Lumendata are with cover

LOW OUTPUT

- 536-24119 W3 L: 567mm **SYS 17W** 1820lm
- 536-24114 W4 L: 567mm **SYS 17W** 1910lm
- 536-24219 W3 L: 1129mm **SYS 34W** 3640lm
- 536-24214 W4 L: 1129mm **SYS 34W** 3820lm

HIGH OUTPUT

- 536-24119h W3 L: 567mm **SYS 23W** 2290lm
- 536-24114h W4 L: 567mm **SYS 23W** 2400lm
- 536-24219h W3 L: 1129mm **SYS 45W** 4580lm
- 536-24214h W4 L: 1129mm **SYS 45W** 4800lm

Dimmbare Versionen / dimmable versions

536-XXXXxad = analog dimm. 1 - 10 V

536-XXXXxdd = DALI dimm.

- W3 = LED 3000K / CRI>80
- W4 = LED 4000K / CRI>80



IP20

THE LINE SYSTEM COMPONENTS

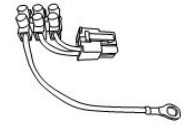
EINSPEISUNG / POWER FEED

3 x 0,75mm²

536-270

5 x 0,75mm²; für dimm. / for dimm.

536-270d



ENDECKEL-SET / END PIECE SET

Set 2 Stk. inkl. Erdungskabel / set 2 pcs. incl. ground cable

536-268



LINEARVERBINDER / LINEAR JUNCTION

innenliegend / internal

536-258

